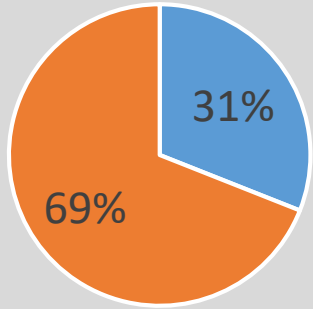


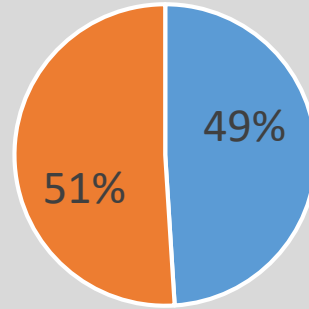
Senior authority roles



Female Male

n=531

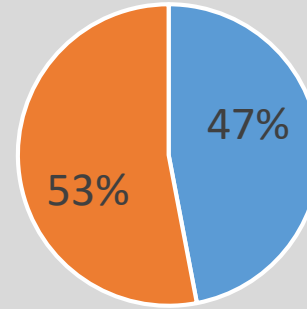
Mid-authority roles



Female Male

n=876

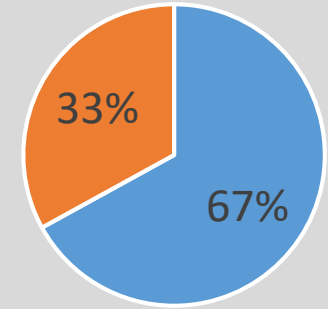
Practitioner roles



Female Male

n=1,139

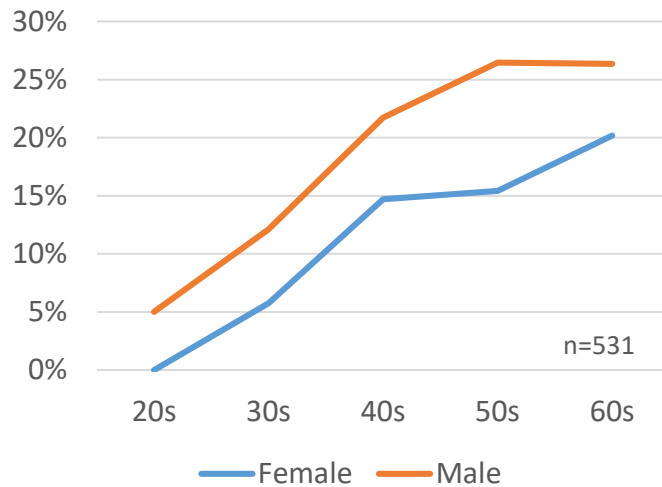
Support roles



Female Male

n=89

Senior authority roles by age



At every age, a smaller proportion of women are employed in senior level roles, with the gap widest in members' 40s



1,188 women

1,447 men

Image: George Hodan

Based on anonymized data from 2,635 members of the Learning and Skills Group, an online L&D community.
Donald H Taylor, March 2018



2,059 members



131 members

Senior authority roles (UK and US)



Mid-authority roles (UK)



Mid-authority roles (US)

